

SSE True Union Spring Assisted Check Valves

The IPEX EasyFit SSE Series Spring Assisted Check Valves represent the latest innovation in thermoplastic valve manufacturing technology. The SSE complements our SXE ball check valves, which allows for an advanced method of installation, providing trouble free service for industrial, OEM and water service applications. The internal profile of the SSE, combined with the spring assisted contoured ball, gives the advantage of trouble-free vertical and horizontal installations, even if only very low backpressure is available. The innovative SSE EasyFit design features a custom labelling system, and the optional EasyFit multifunctional handle allows for union nut rotational control and safe blocked carrier tightening.

SSE Spring Assisted Check Valves are part of our complete system of IPEX pipe, valves and fittings, engineered and manufactured to our strict quality, performance and dimensional standards.




VALVE AVAILABILITY

BODY MATERIAL	PVC
SIZE RANGE	1/2" through 4"
PRESSURE	232 psi
SEALS	EPDM or Fluoropolymer (FPM)
SPRING MATERIAL	1/2" to 4" 316 Stainless Steel (SS), 1-1/4" to 4" PTFE Encapsulated 316SS 1/2" to 2" Hastelloy
END CONNECTIONS	Socket (IPS), Threaded (FNPT)

APPLICATIONS

- Acid Products Handling for Refineries, Metal Works, Etc.
- Alum and Ferric Chloride Handling
- Aquariums and Aquatic animal life support systems
- Bleach, Dye and Acid Lines
- Brine and Seawater Systems
- Chlorine injection, chlorine dioxide and chloralkali plant piping
- Acid Products Handling for Refineries, Metal Works, etc.
- Pharmaceutical
- Plant chemical distribution lines
- Plant water supply and distribution
- Swimming Pools
- Wash water recovery systems
- Water and wastewater treatment

1/2" – 2" SSE



2-1/2" – 4" SSE



A TRANSPARENT PLUG WITH TAG HOLDER

The SSE valve body has a molded module that contains a transparent PVC service plug and white tag holder, IPEX branded on one side.

B EASYFIT CUSTOM LABELLING SYSTEM

The EasyFit Custom Labelling System is a complete product line created to customize individual EasyFit valves. This can be used to identify chemical service, tag number or pipeline contents.

C TRUE UNION DESIGN

The SSE true union design allows for simple installation and removal without disturbing the rest of the pipe assembly. The SSE lay length is identical to an SXE ball check valve and VXE ball valve, and all valves share the same union nuts and end connectors. This means that the SSE can replace an existing SXE ball check valve or VXE ball valve.

D SPRING ASSISTED CONTOURED BALL

The SSE spring assisted contoured ball is available in 316SS, PTFE encapsulated 316SS, and Hastelloy, providing maximum reliability in a wide range of applications – from water to aggressive acids.

E IDEAL FOR HORIZONTAL AND VERTICAL INSTALLATIONS

The spring assisted contoured ball provides trouble-free performance even when low back pressure is present. It is also ideal in applications where strong vibrations or pulsating fluids exist.

1/2" – 2" SSE



EASYFIT UNION NUT GEAR TIGHTENING

The optional EasyFit multifunctional handle can be turned upside down and repositioned on the top of the valve after pulling out the service plug. Pawls of the nut gear are easily engaged and it is possible to tighten or un-tighten the union nuts simply by rotating the handle.



EASYFIT TORQUE WRENCH

The optional EasyFit torque wrench can be used to precisely adjust the tightening torque of the SSE union nuts as per the manufacturers specifications. The use of the torque wrench is recommended to minimize mechanical stresses on thermoplastic threads caused by over-tightening. This tool will help prevent fluid leakage, optimize ball valve operation and minimize wear on the elastomeric seals.

2-1/2" – 2" SSE



EASYFIT UNION NUT GEAR TIGHTENING

The optional EasyFit multifunctional handle can be converted into a wrench key using the tool insert housed inside the handle body. The tool is extremely rugged, light and ergonomic, and is designed to engage the external profile of the SSE union nuts eliminating the possibility of damage and over-tightening.



SAFE BLOCKED CARRIER ADJUSTMENT

The EasyFit multifunctional handle can be used to dismount, install or adjust the safe blocked carrier into the valve body. There is no need for additional tools.



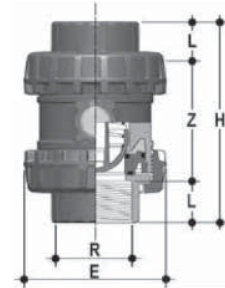

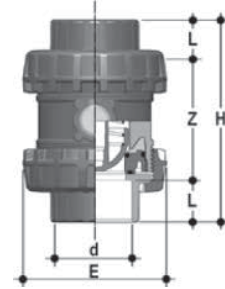

Dimensions

SSE IPS Socket (inches)

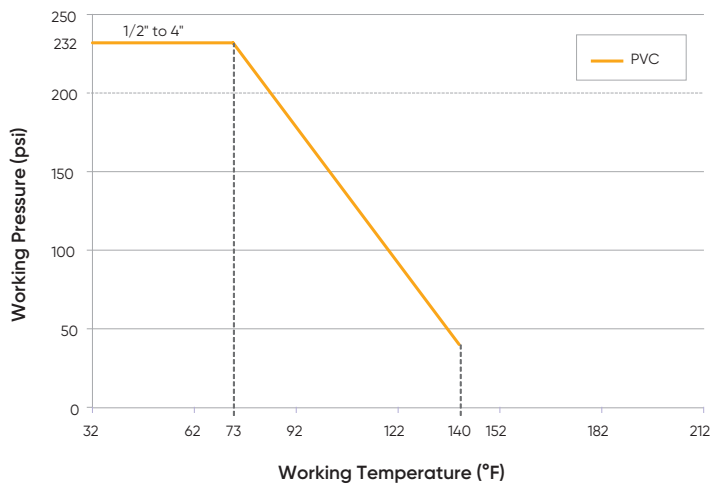
Size	d	L	Z	H	E
1/2	0.84	0.89	2.01	3.78	2.13
3/4	1.05	1.00	2.13	4.13	2.48
1	1.315	1.13	2.34	4.61	2.83
1-1/4	1.66	1.26	2.83	5.35	3.35
1-1/2	1.9	1.38	3.03	5.79	3.94
2	2.375	1.50	3.84	6.85	4.65
2-1/2	2.875	1.75	4.8	8.31	6.18
3	3.5	1.89	5.98	9.76	6.85
4	4.5	2.26	6.61	11.14	8.35

SSE NPT Female (inches)

Size	d	L	Z	H	E
1/2	1/2-NPT	0.70	2.14	3.54	2.13
3/4	3/4-NPT	0.71	2.24	3.66	2.48
1	1-NPT	0.89	2.55	4.33	2.83
1-1/4	1-1/4-NPT	0.99	3.02	5.00	3.35
1-1/2	1-1/2-NPT	0.97	3.21	5.16	3.94
2	2-NPT	1.17	4.01	6.34	4.65
2-1/2	2-1/2-NPT	1.31	5.69	8.31	6.18
3	3-NPT	1.4	6.97	9.76	6.85
4	4-NPT	1.48	8.18	11.14	8.35



Pressure & Temperature Ratings



Contact us

Visit our website: ipexna.com

Toll Free U.S.: (800) 463-9572